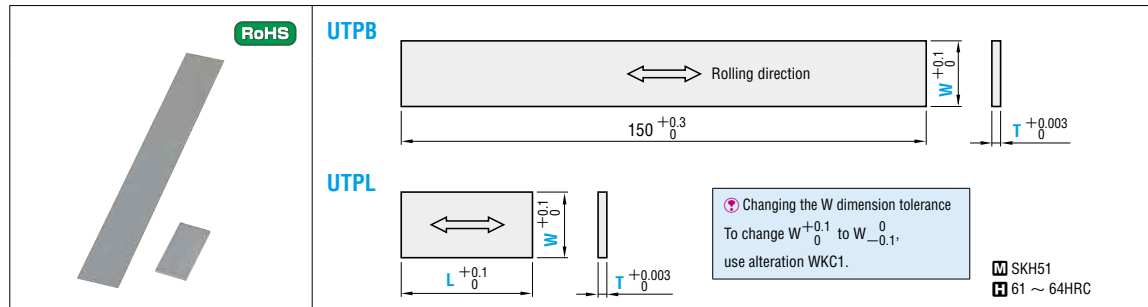


PRECISION MULTIPURPOSE PLATES

SPARE PUNCH BOXES / DIE NAME STICKERS



Catalog No. Type	W	Base unit price 1 ~ 19 pieces	Catalog No. Type	W	0.1mm increments L	Base unit price 1 ~ 19 pieces					
						L10.0 ~ 19.9	L20.0 ~ 49.9	L50.0 ~ 79.9	L80.0 ~ 99.9	L100.0 ~ 124.9	L125.0 ~ 150.0
UTPB	0.3	10 13 16	0.3	10 13 16	10.0 ~ 150.0	Quotation					
	0.4	10 13 16	0.4	10 13 16							
	0.5	10 13 16	20 25	0.5			10 13 16				
		20 25	20 25								
	1	10 13 16	20 25	1			10 13 16				
		20 25	20 25								
	2	10 13 16	20 25	2			10 13 16				
		20 25	20 25								
	3	10 13 16	20 25	3			10 13 16				
		20 25	20 25								
5	10 13 16	20 25	5	10 13 16							
	20 25	20 25									

Order

Catalog No.	W	L
UTPB 2	16	
UTPL 3	20	50.8

Days to Ship Quotation

Price Quotation

Alterations

Catalog No.	W(WC)	L	(TC-WKC1-DNC-WHC)
UTPL 2	20	50.8	TC2.002
UTPL 3	25	45.6	WHC-X20.5-Y10.2

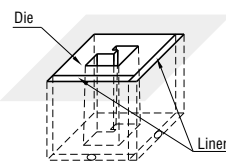
Alteration	Code	Spec.	1Code
	TC	Changes of plate thickness T T-0.02 ≤ TC ≤ T+0.02 0.001mm increments Clearance can be adjusted without using shims. Cannot be used for T0.3 and T0.4.	Quotation
	WC	W dimension change 8 ≤ WC < W 0.1mm increments Cannot be used for T0.3 and T0.4.	Quotation
	WKC1	W dimension tolerance change Changes W ^{+0.1} ₀ to W ⁰ _{-0.1} . Cannot be used for T0.3 and T0.4.	Quotation
	DNC	Addition of press-in lead A press-in lead of width 2 mm and depth 0.01 ~ 0.03 is added. Cannot be used for T0.3 and T0.4.	Quotation
	WHC	A φ 1 start hole for W-EDM is added. 2 ≤ X ≤ L-2 2 ≤ Y ≤ W-2 0.1mm increments Because the hole is machined by discharge machining, the area around the hole will be discolored. Cannot be used for T0.3 and T0.4.	Quotation

Example

- Liner: Makes the installation of a block die easier. Using the liner together with shim tape allows the clearance to be adjusted.

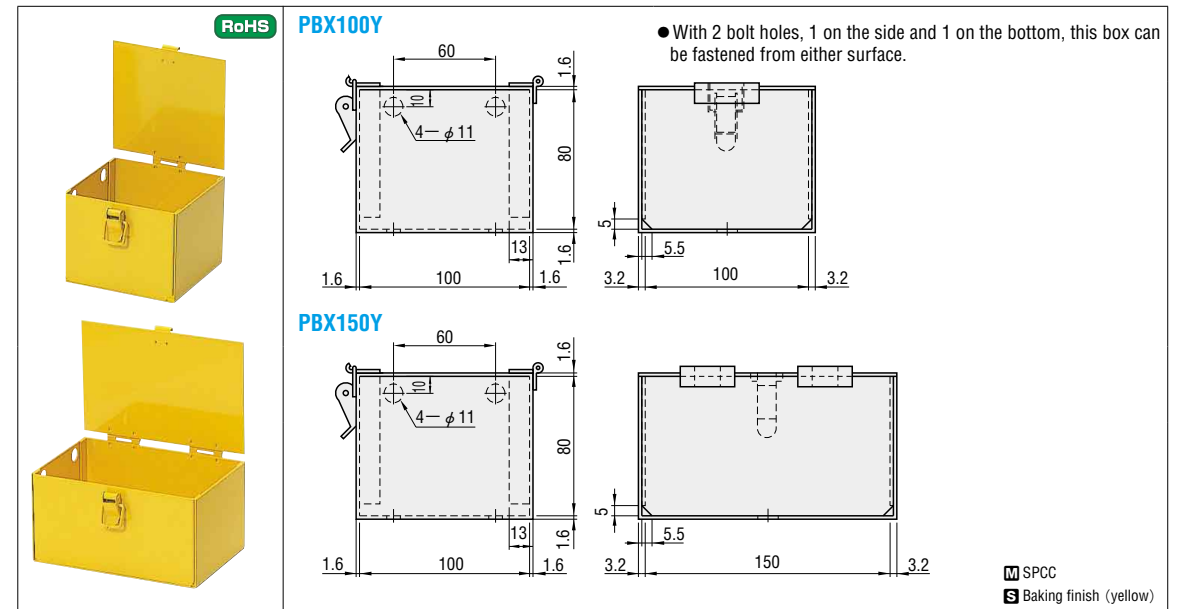
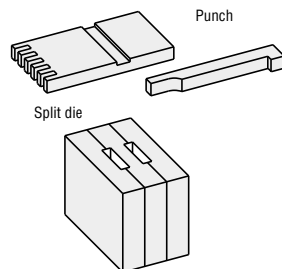
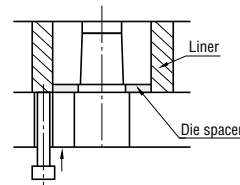
- Punches & dies: Because the material is SKH51 (61 ~ 64HRC), these plates can be used for punches and dies.

- Die spacer: Can be used as an adjustment plate for regrinding.



By changing the plate thickness (TC) of the right and left liners, it is possible to adjust the clearance without using shim tape.

By pushing the liner up with the pin, it can be removed without scratching the die.

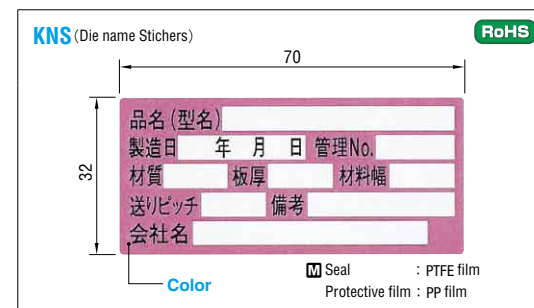


Catalog No.	Base unit price 1 ~ 9 pieces
PBX100Y	Quotation
PBX150Y	Quotation

Order Catalog No. PBX100Y

Days to Ship Quotation

Price Quotation



Features

- Can be written on using an oil-based marker or ball-point pen.
- Highly resistant to oil and dirt, and resist peeling.

Catalog No.	Color	Base unit price 1 ~ 4 sets (1 set=10 stickers)
KNS	R (Red) B (Blue) Y (Yellow)	Quotation

Order Catalog No. Color KNS - R

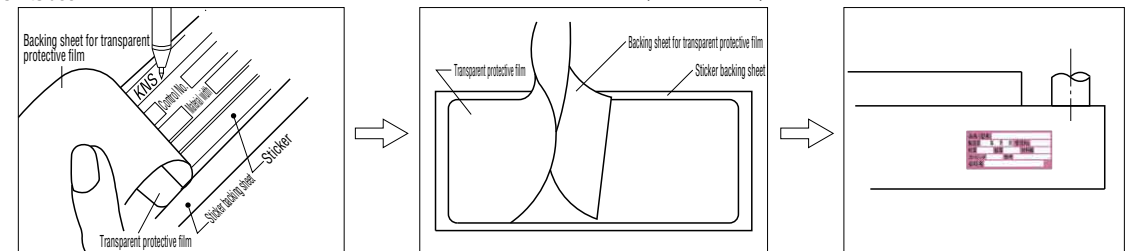
Days to Ship Quotation

Price Quotation

Precautions for use

- Thoroughly wipe off any oil or other substances from the application surface before applying. It is recommended that paint thinner or another solvent be used to fully remove any oil.
- Use at normal temperatures.
- If the sticker is peeled off and replaced, the adhesive force will diminished.

How to use



Use an oil-based marker or ball-point pen to write on the sticker.

Apply the transparent protective film by pressing it tightly onto the seal.

Peel the seal off the backing sheet and apply it to the die.