


PLAIN GUIDE POST SETS FOR DIE SETS

—PRESS-FIT POST TYPE—



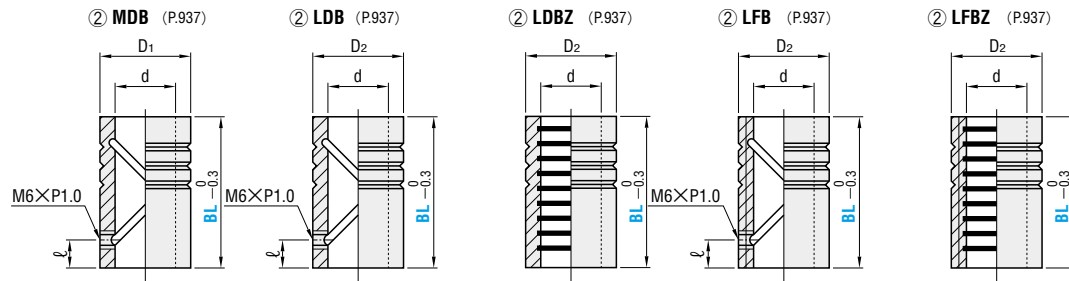
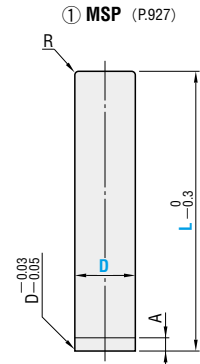
※When ordering by set, only the standard dimensions are available.
If dimensions other than standards are required, order alterations
(☞ P.927 ~ 929) to individual parts.



Catalog No.	Components	
	①	②
PD	MSP	MDB
PZ		LDB
PF		LDBZ
PFZ		LFB
		LFBZ

■Installing the bushing (Adhesives ☞ P.940)

Component	Adhesive	Adhesive No.
MDB	Devcon adhesive	—
LDB	Loctite adhesive	Loctite No.638 (LOC638)
LDBZ		
LFB		
LFBZ		



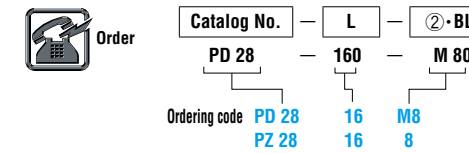
MSP			
D	A	R	ℓ
20	+0.020	4	2.0
22	+0.015	4	3.0
25		5	3.5
28	+0.025	6	4.0
32	+0.020	7	4.5
38	+0.030		
45	+0.025		
50	+0.035		
60	+0.030		

ℓ	d	MDB		LDB·LDBZ·LFB·LFBZ	
		D1	D2	D1	D2
10	20	+0.027	31	31	0 -0.007
	22	+0.022	34	34	
	25		37	37	
	28	+0.032	42	42	
15	32	+0.027	46	46	0 -0.008
	38	+0.037 +0.032	54	54	
	45	+0.040 +0.035	62	62	
	50	+0.045	70	70	
	60	+0.040	80	80	

Type	☑ ☒ ☐ ☒
MSP	☑ SUJ2 ☒ 58HRC ~ (Induction hardening)
MDB	☑ SUJ2
LDB	☒ 58HRC ~ ☐ Grease nipple GPA6A
LDBZ	☑ SUJ2 MoS ₂ (embedded) ☒ 58HRC ~
LFB	☑ SUJ2·Copper alloy ☒ 45HRC ~ ☐ Grease nipple GPA6A
LFBZ	☑ SUJ2·Copper alloy MoS ₂ (embedded) ☒ 45HRC ~

Catalog No. Type	D	L																PD Type ②	BL
		100	110	120	130	140	150	160	170	180	190	200	220	240	260				
PD	20																	M (MDB)	50
PZ	22																		50
PF	25																		60
PFZ	28																		60
	32																	L (LDB)	80
PD	38																		80
PZ	45																		100
PD	60																		100

☞ Specify for PD type only



Days to Ship **Quotation**

Price **Quotation**